

Day – 1- General Awareness

Means of Transports



Refer to the following links for the names of different transports.

<https://www.youtube.com/watch?v=OMyT91W9iV4>

<https://www.youtube.com/watch?v=5-DeiXPJ3H8>

<https://www.youtube.com/watch?v=BZf6frPNrhg>

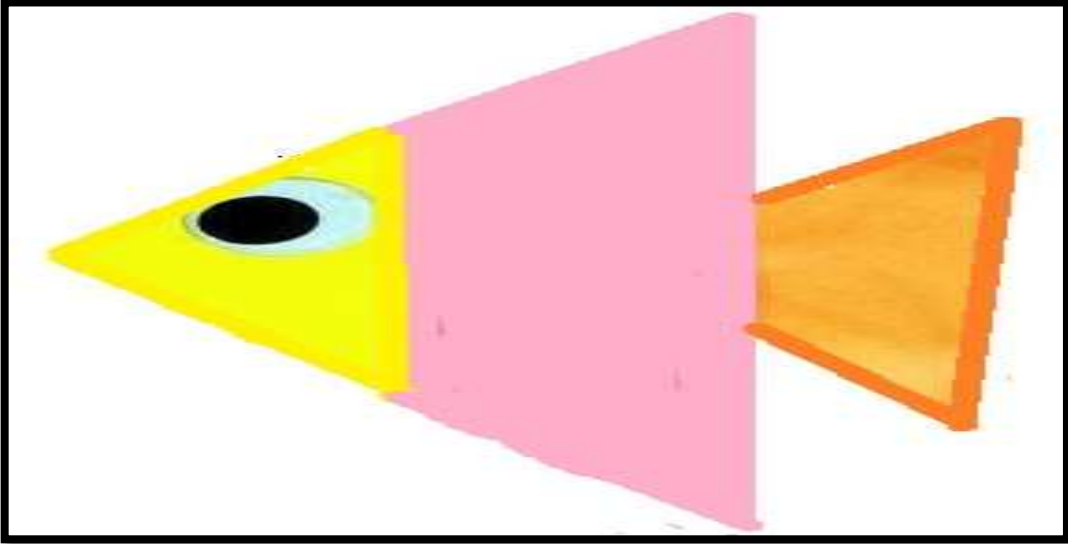
Instructions to open the link

- 1. Right click on the above link.**
- 2. Click on Open Hyperlink.**
- 3. Video will start on YouTube**

Note- This activity will help the child to learn the names of different means of transport.

Day – 2 Shapes- Triangle

Fun with shapes



Material required –

1 big paper cut out of triangle (any color) , 2 small triangles of same size , 1 A-4 size sheet (white color / blue color), googly eyes and a fevicol.

The instructions about how do the craft work will be given in the class.

Note- This activity will help the child to develop fine motor skills and recognize triangle shape.

Day-3 Rhyme Time

I am a little tea pot



Refer to the following link for the story

<https://www.youtube.com/watch?v=GYBfTyC47LQ>

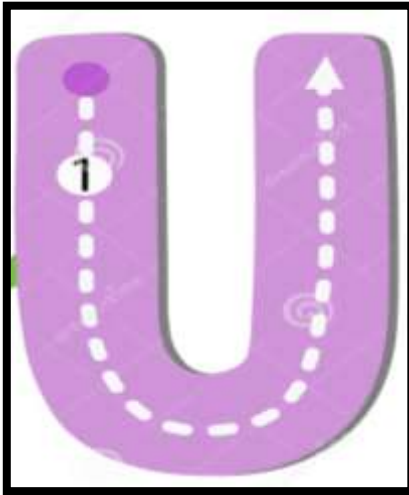
Instructions to open the link

1. Right click on the above link.
2. Click on Open Hyperlink.
3. Video will start on YouTube

Note- This activity will help the child to develop musical aptitude.

Day- 4 Letter of the day – Letter U

Salt tray tracing



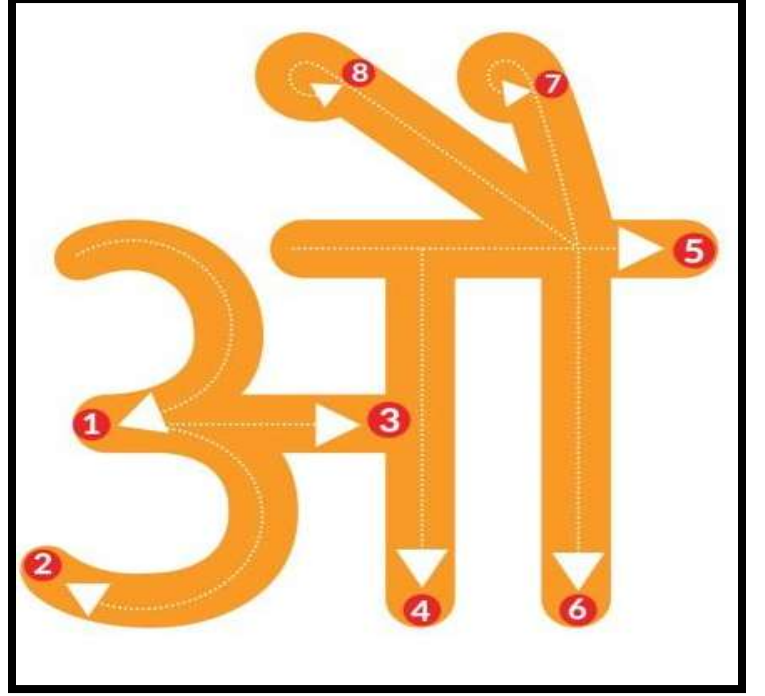
Instructions –

1. Take some salt/flour in a tray.
2. Now place the picture or cut out of letter U in front of the tray.
3. Then ask the child to trace the letter U on the salt using their finger.

Note- This activity will help the child to learn the correct formation of letter U and will improve the fine motor skills and the creative skills in the child.

Day-5-

हिन्दीस्वरज्ञान



स्वर औ बनानेकेलिएअनुदेशइसप्रकारहैं -

- स्वर औ कोएकपेजपरलिखिये,
- औरसहीगठनमेंबचोंसेकलेचिपकाकरस्वर औ बनवाएँ।
- इसीप्रकारअपनेघरमेंपाईजानेवालीकुछसामान्यचीजोंकोढूँढकरस्वरऔबनाएँऔरउसकाचित्रलेकरअपनीनोटबुकमेंचिपकाएँ।